



## KT-PLED30-24-8XX-FDIM-P

### LED PANEL LIGHT

#### DESCRIPTION

2'x4' LED panel light, 30W family, 120V input, phase dimming



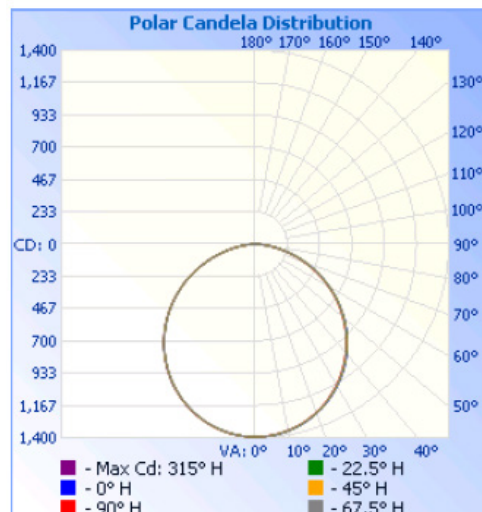
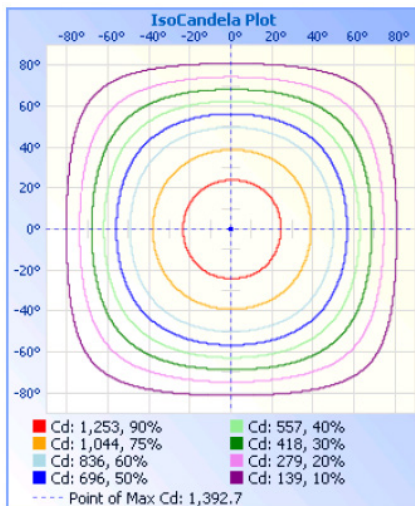
#### PRODUCT FEATURES

- Low profile architectural grade design
- Fits standard T-grid ceilings
- Suitable for surface or suspension mount with optional accessories
- High quality laser etched PMMA resin light guide plate offers optimal light diffusion with no risk of yellowing over product lifetime
- Phase dimming
- Powered by Keystone phase dimming LED driver with built-in junction box
- Compatible with Keystone SmartSafe emergency LED drivers; KT-EMRG-LED-5-500-EN /DF or KT-EMRG-LED-12-1200-EN /DF are optimal for fixture level installation; mounting kit KT-PLED-EM-BR-KIT required (sold separately)
- 60,000 hour rated life
- Over 50% energy savings as compared to traditional fluorescent troffers
- LED color binning within 4 SDCM ensures supreme color consistency between all panels
- Operating temperature range: -20°C/-4°F to 40°C/104°F
- Suitable for damp locations
- Listed on DLC QPL, Premium
- Terminal box on driver accepts 14-22AWG

#### PERFORMANCE SPECIFICATIONS

Catalog Number	Input Voltage	Wattage	Color Temperature	Lumen Output	CRI	Power Factor	Efficacy	Lifetime
KT-PLED30-24-835-FDIM-P	120V	30W	3500K	3,750	>81.9	>0.9	125 lm/W	60,000 Hours
KT-PLED30-24-840-FDIM-P	120V	30W	4000K	3,800	>81.9	>0.9	127 lm/W	60,000 Hours
KT-PLED30-24-850-FDIM-P	120V	30W	5000K	3,850	>81.9	>0.9	128 lm/W	60,000 Hours

#### PHOTOMETRIC SPECIFICATIONS



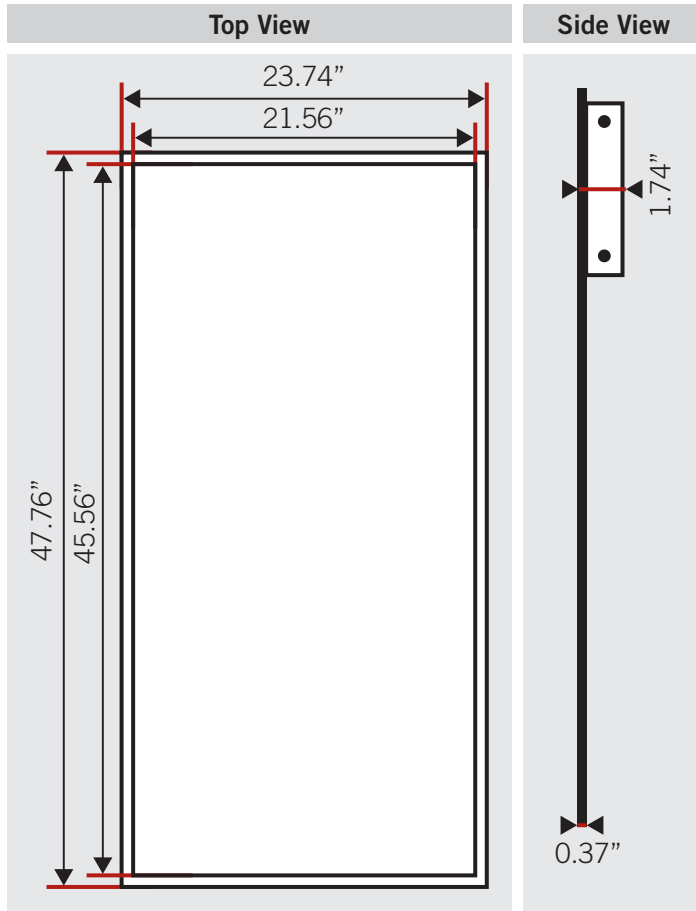
Zonal Lumen Summary		
Zone	Lumens	% Luminaire
0-30	1,082.1	27.1%
0-40	1,773.5	44.4%
0-60	3,141.1	78.6%
60-90	850.0	21.3%
70-100	358.0	9%
90-120	3.0	0.1%
0-90	3,991.1	99.9%
90-180	5.7	0.1%
0-180	3,996.8	100%



## KT-PLED30-24-8XX-FDIM-P

### LED PANEL LIGHT

#### PHYSICAL SPECIFICATIONS



#### WEIGHT INFORMATION

1 Piece	1 Carton
13.67 lbs	33.69 lbs

#### ACCESSORIES (SOLD SEPARATELY)

Accessory	Catalog Number	Description
Cable Hanging Kit	KT-PLED-CABLE-KIT	Cable hanging kit for LED panel lights (includes 3 cable sets)
Surface Mount Kit	KT-PLED-SM-24-KIT	Surface mount kit for (1) 2x4 LED panel light
SmartSafe Emergency Battery Backup	KT-EMRG-LED-5-500-EN /DF	5W, 500 lumen SmartSafe emergency battery back-up with dual flex cables
	KT-EMRG-LED-12-1200-EN /DF	12W, 1200 lumen SmartSafe emergency battery back-up with dual flex cables for remote mounting only
Emergency LED Backup Mounting Kit	KT-PLED-EM-BR-KIT	Bracket kit for mounting emergency LED backup to LED panel lights; designed for use with KT-EMRG-LED-5-500-EN /DF and KT-EMRG-LED-12-1200-EN /DF

#### CATALOG NUMBER BREAKDOWN

# KT-PLED30-24-8XX-FDIM-P

1 2 3 4 5 6 7 8

- 1 Keystone Technologies
- 2 Panel Light LED Fixture
- 3 Wattage
- 4 2' x 4' Nominal Size
- 5 800 Series
- 6 Color Temperature
- 7 Phase Dimming
- 8 Premium Series